

TUNG-SOL

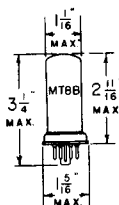
PENTODE POWER AMPLIFIER

UNIPOTENTIAL CATHODE

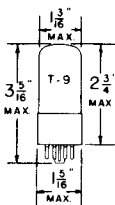
HEATER

25 VOLTS 0.3 AMPERE

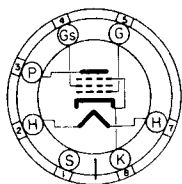
AC OR DC



METAL SHELL
SMALL WAFER
7-PIN OCTAL BASE

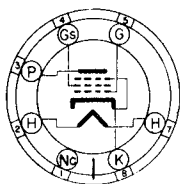


GLASS BULB
INTERMEDIATE
7-PIN OCTAL BASE



7S

25A6 BOTTOM VIEW



G-7S

25A6GT/G BOTTOM VIEW

THE TUNG-SOL 25A6 AND 25A6GT/G ARE DESIGNED FOR SERVICE IN THE POWER OUTPUT STAGES OF AC - DC RECEIVERS. THE R RATINGS AND ELECTRICAL CHARACTERISTICS ARE IDENTICAL WITH THOSE OF THE TYPE 43

RATINGS

MAXIMUM PLATE VOLTAGE	160	VOLTS
MAXIMUM SCREEN VOLTAGE	135	VOLTS
MAXIMUM PLATE DISSIPATION	5.3	WATTS
MAXIMUM SCREEN DISSIPATION	1.9	WATTS

TYPICAL OPERATING CONDITIONS AND CHARACTERISTICS

CLASS A₁ AMPLIFIER

PLATE VOLTAGE	95	135	160	VOLTS
SCREEN VOLTAGE	95	135	120	VOLTS
CONTROL GRID VOLTAGE ^A	-15	-20	-18	VOLTS
PEAK AF SIGNAL VOLTAGE	15	20	18	VOLTS
ZERO-SIGNAL PLATE CURRENT	20	37	33	MA.
ZERO-SIGNAL SCREEN CURRENT	4	8	6.5	MA.
MAXIMUM-SIGNAL PLATE CURRENT	22	39	36	MA.
MAXIMUM-SIGNAL SCREEN CURRENT	8	14	12	MA.
PLATE RESISTANCE ^{APPROX.}	45000	35000	42000	OHMS
TRANSCONDUCTANCE	2000	2450	2375	μMHOS
LOAD RESISTANCE	4500	4000	5000	OHMS
TOTAL HARMONIC DISTORTION	11	9	10	PER CENT
POWER OUTPUT	0.9	2	2.2	WATTS

^A THE DC RESISTANCE IN THE GRID CIRCUIT, UNDER MAXIMUM RATED CONDITIONS, SHOULD NOT EXCEED 0.5 MEGOHM FOR SELF BIAS OPERATION AND 0.1 MEGOHM FOR FIXED BIAS OPERATION.

CONTINUED NEXT PAGE

25A6, 25A6GT/G

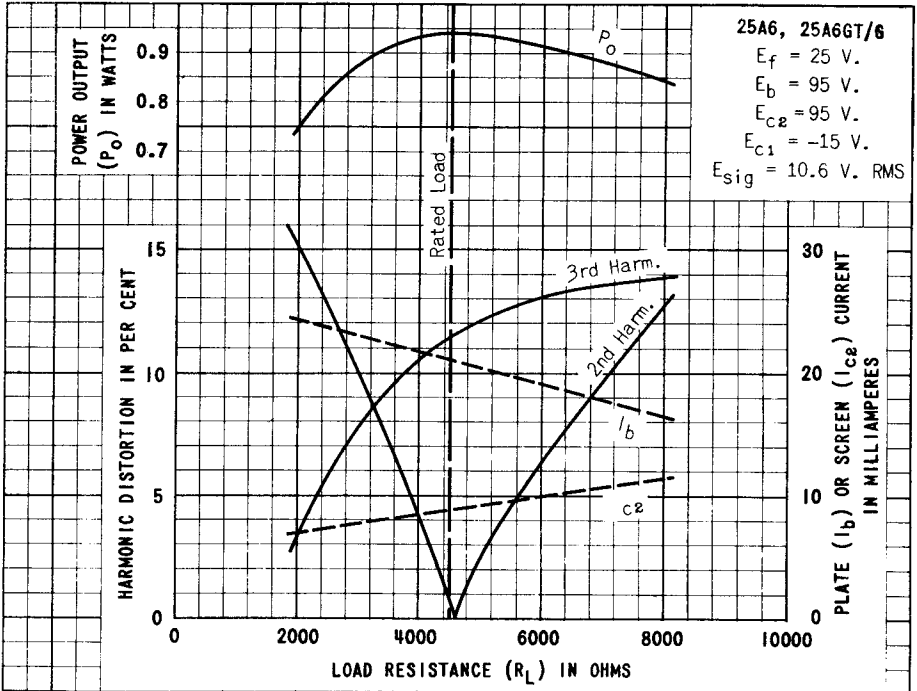
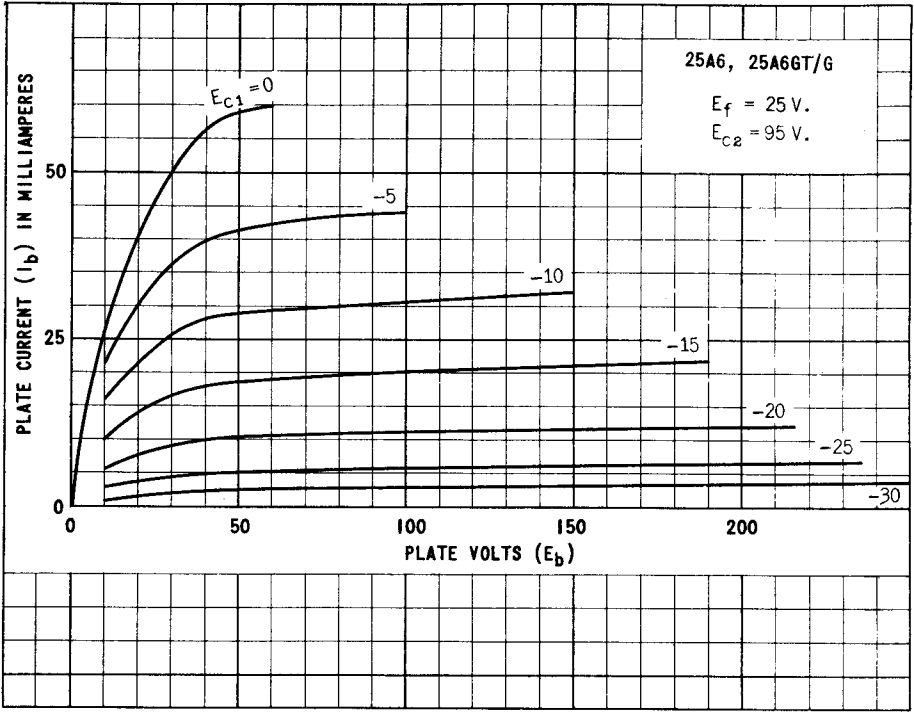


PLATE 1057-2